

Friction

Say Thanks to the Authors

Click <http://www.ck12.org/saythanks>

(No sign in required)



To access a customizable version of this book, as well as other interactive content, visit www.ck12.org

CK-12 Foundation is a non-profit organization with a mission to reduce the cost of textbook materials for the K-12 market both in the U.S. and worldwide. Using an open-content, web-based collaborative model termed the **FlexBook®**, CK-12 intends to pioneer the generation and distribution of high-quality educational content that will serve both as core text as well as provide an adaptive environment for learning, powered through the **FlexBook Platform®**.

Copyright © 2014 CK-12 Foundation, www.ck12.org

The names “CK-12” and “CK12” and associated logos and the terms “**FlexBook®**” and “**FlexBook Platform®**” (collectively “CK-12 Marks”) are trademarks and service marks of CK-12 Foundation and are protected by federal, state, and international laws.

Any form of reproduction of this book in any format or medium, in whole or in sections must include the referral attribution link <http://www.ck12.org/saythanks> (placed in a visible location) in addition to the following terms.

Except as otherwise noted, all CK-12 Content (including CK-12 Curriculum Material) is made available to Users in accordance with the Creative Commons Attribution-Non-Commercial 3.0 Unported (CC BY-NC 3.0) License (<http://creativecommons.org/licenses/by-nc/3.0/>), as amended and updated by Creative Commons from time to time (the “CC License”), which is incorporated herein by this reference.

Complete terms can be found at <http://www.ck12.org/terms>.

Printed: March 24, 2014

flexbook
next generation textbooks



CHAPTER 1

Friction

Lesson Objectives

- Describe friction and how it opposes motion.
- Identify types of friction.

Lesson Vocabulary

- fluid
- friction

Introduction

Did you ever rub your hands together to warm them up, like the girl in **Figure 1.1**? Why does this make your hands warmer? The answer is friction.



FIGURE 1.1

This girl is using friction to make her hands warmer.

What Is Friction?

Friction is a force that opposes motion between two surfaces that are touching. Friction can work for or against us. For example, putting sand on an icy sidewalk increases friction so you are less likely to slip. On the other hand, too much friction between moving parts in a car engine can cause the parts to wear out. Other examples of friction are

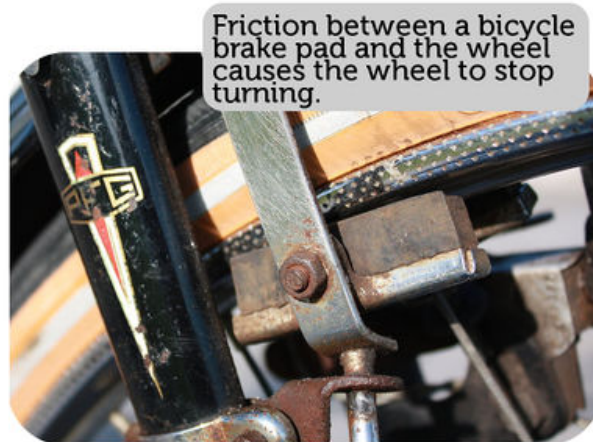
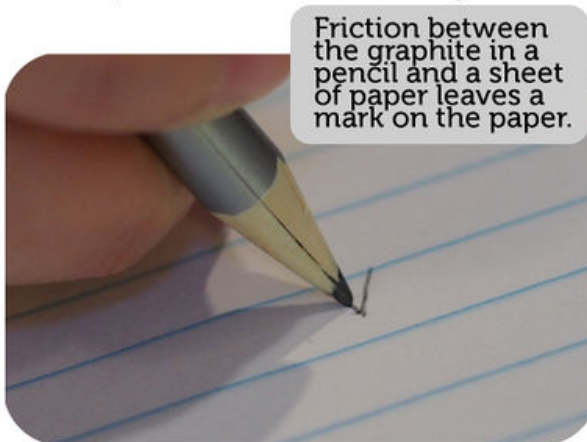
illustrated in **Figure 1.2**. You can see an animation showing how friction opposes motion at this URL: <http://www.darvill.clara.net/enforcemot/friction.htm> . For a musical introduction to friction from Bill Nye the Science Guy, go to this URL: <http://www.youtube.com/watch?v=a5SOCxYft20&feature=related> (1:33).



MEDIA

Click image to the left for more content.

These photos show two ways that friction is useful:



These photos show two ways that friction can cause problems:



FIGURE 1.2

Sometimes friction is useful. Sometimes it's not.

Why Friction Occurs

Friction occurs because no surface is perfectly smooth. Even surfaces that look smooth to the unaided eye appear rough or bumpy when viewed under a microscope. Look at the metal surfaces in **Figure 1.3**. The metal foil is so smooth that it is shiny. However, when highly magnified, the surface of metal appears to be very bumpy. All those mountains and valleys catch and grab the mountains and valleys of any other surface that contacts the metal. This creates friction.




FIGURE 1.3

The surface of metal looks very smooth unless you look at it under a high-powered microscope.

Factors that Affect Friction

Rougher surfaces have more friction between them than smoother surfaces. That's why we put sand on icy sidewalks and roads. Increasing the area of surfaces that are touching also increases the friction between them. That's why you can't slide as far across ice with shoes as you can with skates (see **Figure 1.4**). The greater surface area of shoes causes more friction and slows you down. Heavier objects also have more friction because they press together with greater force. Did you ever try to push boxes or furniture across the floor? It's harder to overcome friction between heavier objects and the floor than it is between lighter objects and the floor.



FIGURE 1.4

The knife-like blades of speed skates minimize friction with the ice.

Friction Produces Heat

You know that friction produces heat. That's why rubbing your hands together makes them warmer. But do you know why the rubbing produces heat? Friction causes the molecules on rubbing surfaces to move faster, so they have more heat energy. Heat from friction can be useful. It not only warms your hands. It also lets you light a match (see **Figure 1.5**). On the other hand, heat from friction can be a problem inside a car engine. It can cause the car to overheat. To reduce friction, oil is added to the engine. Oil coats the surfaces of moving parts and makes them slippery so there is less friction.



FIGURE 1.5

When you rub the surface of a match head across the rough striking surface on the matchbox, the friction produces enough heat to ignite the match.

Types of Friction

There are different ways you could move heavy boxes. You could pick them up and carry them. You could slide them across the floor. Or you could put them on a dolly like the one in **Figure 1.6** and roll them across the floor. This example illustrates three types of friction: static friction, sliding friction, and rolling friction. Another type of friction is fluid friction. All four types of friction are described below. In each type, friction works opposite the direction of the force applied to a move an object. You can see a video demonstration of the different types of friction at this URL: <http://www.youtube.com/watch?v=0bXpYblzkR0&feature=related> (1:07).

Static Friction

Static friction acts on objects when they are resting on a surface. For example, if you are walking on a sidewalk, there is static friction between your shoes and the concrete each time you put down your foot (see **Figure 1.7**). Without this static friction, your feet would slip out from under you, making it difficult to walk. Static friction also allows you to sit in a chair without sliding to the floor. Can you think of other examples of static friction?

Sliding Friction

Sliding friction is friction that acts on objects when they are sliding over a surface. Sliding friction is weaker than static friction. That's why it's easier to slide a piece of furniture over the floor after you start it moving than it is to

**FIGURE 1.6**

A dolly with wheels lets you easily roll boxes across the floor.

**FIGURE 1.7**

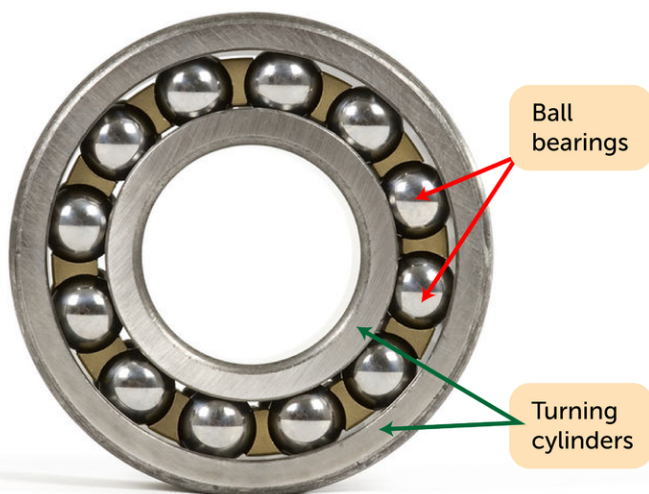
Static friction between shoes and the sidewalk makes it possible to walk without slipping.

get it moving in the first place. Sliding friction can be useful. For example, you use sliding friction when you write with a pencil and when you put on your bike's brakes.

Rolling Friction

Rolling friction is friction that acts on objects when they are rolling over a surface. Rolling friction is much weaker than sliding friction or static friction. This explains why it is much easier to move boxes on a wheeled dolly than by carrying or sliding them. It also explains why most forms of ground transportation use wheels, including cars, 4-wheelers, bicycles, roller skates, and skateboards. Ball bearings are another use of rolling friction (see **Figure 1.8**). They allow parts of a wheel or other machine to roll rather than slide over one another.

Ball Bearings in a Wheel

**FIGURE 1.8**

The ball bearings in this wheel reduce friction between the inner and outer cylinders when they turn.

Fluid Friction

Fluid friction is friction that acts on objects that are moving through a fluid. A **fluid** is a substance that can flow and take the shape of its container. Fluids include liquids and gases. If you've ever tried to push your open hand through the water in a tub or pool, then you've experienced fluid friction between your hand and the water. When a skydiver is falling toward Earth with a parachute, fluid friction between the parachute and the air slows the descent (see **Figure 1.9**). Fluid pressure with the air is called air resistance. The faster or larger a moving object is, the greater is the fluid friction resisting its motion. The very large surface area of a parachute, for example, has greater air resistance than a skydiver's body.

Lesson Summary

- Friction is a force that opposes motion between two surfaces that are touching. Friction occurs because no surface is perfectly smooth. Friction is greater when objects have rougher surfaces, have more surface area that is touching, or are heavier so they press together with greater force.
- Types of friction include static friction, sliding friction, rolling friction, and fluid friction. Fluid friction with air is called air resistance.

Lesson Review Questions

Recall

1. What is friction?
2. List factors that affect friction.
3. How does friction produce heat?

**FIGURE 1.9**

Fluid friction of the parachute with the air slows this skydiver as he falls.

Apply Concepts

4. Identify two forms of friction that oppose the motion of a moving car.

Think Critically

5. Explain why friction occurs.
6. Compare and contrast the four types of friction described in this lesson.

Points to Consider

A skydiver like the one in **Figure 1.9** falls to the ground despite the fluid friction of his parachute with the air. Another force pulls him toward Earth. That force is gravity, which is the topic of the next lesson.

- What do you already know about gravity?
- What do you think causes gravity?

References

1. Image copyright Leah-Anne Thompson, 2013. <http://www.shutterstock.com> . Used under license from Shutterstock.com
2. Pencil: Joy Sheng; Brake pad: Jeremy Burgin; Slide: David Amsler (Flickr:amslerPIX); Scrape: Daniel Oines (Flickr:dno1967b). Pencil: CK-12 Foundation; Brake pad: http://commons.wikimedia.org/wiki/File:Fongers_-_brake_pad.jpg; Slide: <http://www.flickr.com/photos/amslerpix/8131034392/>; Scrape: <http://www.flickr.com/photos/dno1967b/8600409871/> . Pencil: CC BY-NC 3.0; Brake pad, Slide, Scrape: CC BY 2.0
3. Foil: User:MdeVicente/Wikimedia Commons; Magnified surface: Courtesy of NIST. Foil: <http://commons.wikimedia.org/wiki/File:Aluminio.jpg>; Magnified surface: <http://www.nist.gov/pml/general/stm/index.cfm> . Public Domain
4. Vincent Baas. http://commons.wikimedia.org/wiki/File:Skate_shorttrack.jpg . CC BY 2.5
5. LASZLO ILYES (Flickr:laszlo-photo). www.flickr.com/photos/laszlo-photo/1752196179/ . CC BY 2.0
6. Image copyright trekandshoot, 2013. <http://www.shutterstock.com> . Used under license from Shutterstock.com
7. Beatrice Murch (Flickr:blmurch). <http://www.flickr.com/photos/blmurch/2196978992/> . CC BY 2.0
8. Image copyright Ramona Heim, 2013, modified by CK-12 Foundation. <http://www.shutterstock.com> . Used under license from Shutterstock.com
9. New Zealand Defence Force. <http://www.flickr.com/photos/nzdefenceforce/7458368740/> . CC BY 2.0