

# Families and Periods of the Periodic Table

---

**Say Thanks to the Authors**

Click <http://www.ck12.org/saythanks>

*(No sign in required)*



To access a customizable version of this book, as well as other interactive content, visit [www.ck12.org](http://www.ck12.org)

CK-12 Foundation is a non-profit organization with a mission to reduce the cost of textbook materials for the K-12 market both in the U.S. and worldwide. Using an open-content, web-based collaborative model termed the **FlexBook®**, CK-12 intends to pioneer the generation and distribution of high-quality educational content that will serve both as core text as well as provide an adaptive environment for learning, powered through the **FlexBook Platform®**.

Copyright © 2013 CK-12 Foundation, [www.ck12.org](http://www.ck12.org)

The names “CK-12” and “CK12” and associated logos and the terms “**FlexBook®**” and “**FlexBook Platform®**” (collectively “CK-12 Marks”) are trademarks and service marks of CK-12 Foundation and are protected by federal, state, and international laws.

Any form of reproduction of this book in any format or medium, in whole or in sections must include the referral attribution link <http://www.ck12.org/saythanks> (placed in a visible location) in addition to the following terms.

Except as otherwise noted, all CK-12 Content (including CK-12 Curriculum Material) is made available to Users in accordance with the Creative Commons Attribution/Non-Commercial/Share Alike 3.0 Unported (CC BY-NC-SA) License (<http://creativecommons.org/licenses/by-nc-sa/3.0/>), as amended and updated by Creative Commons from time to time (the “CC License”), which is incorporated herein by this reference.

Complete terms can be found at <http://www.ck12.org/terms>.

Printed: July 14, 2013

**flexbook**  
next generation textbooks



## CONCEPT

## 1

# Families and Periods of the Periodic Table

## Lesson Objectives

The student will:

- identify groups in the periodic table.
- state the number of valence electrons for each A group in the periodic table.
- explain the relationship between the chemical behavior of families in the periodic table and their electron configuration.
- identify periods in the periodic table.
- describe the similarities among elements in the same period in the periodic table.

## Vocabulary

- actinide series
- alkali metals
- alkaline earth metals
- group (family)
- halogens
- lanthanide series
- noble gases
- period
- transition elements


## Introduction

When Mendeleev created his periodic table, he did not know why certain elements had similar chemistry. He placed the elements in their positions because they exhibited similar chemical behaviors. Thus, the vertical columns in Mendeleev's table were composed of elements with similar chemistry. These vertical columns are called **groups**, or families. In this section, you are going to see that the elements in the same groups are related to each other by their electron configurations. Since the families of elements were organized by their chemical behavior, it is predictable that the individual members of each chemical family will have similar electron configurations.

If you examine a periodic table, you will often find a number written above each group (column). These numbers serve as labels, and groups are often referred to by their labels. Depending on the source or age of your periodic table, you may see two different numbering systems for referring to the families on the periodic table. In the older system, the numbers 1 – 8 and the letters A and B were used to label the groups. The newer convention is to label each group from 1 – 18 in sequential order. However, the older labeling scheme helps to provide more insight into the electron configurations of each group. As a result, in this text we will use the older labeling scheme to present each group. The periodic table below shows both numbering systems.

1 1A																	18 8A
1 H 1.00794 HYDROGEN	2 2A											13 3A	14 4A	15 5A	16 6A	17 7A	2 He 4.002602 HELIUM
3 Li 6.941 LITHIUM	4 Be 9.01224 BERYLLIUM											5 B 10.811 BORON	6 C 12.011 CARBON	7 N 14.007 NITROGEN	8 O 15.999 OXYGEN	9 F 18.998 FLUORINE	10 Ne 20.180 NEON
11 Na 22.990 SODIUM	12 Mg 24.305 MAGNESIUM	3 3B	4 4B	5 5B	6 6B	7 7B	8 8B	9 9B	10 10B	11 11B	12 12B	13 Al 26.982 ALUMINUM	14 Si 28.086 SILICON	15 P 30.974 PHOSPHORUS	16 S 32.065 SULFUR	17 Cl 35.453 CHLORINE	18 Ar 39.948 ARGON
19 K 39.098 POTASSIUM	20 Ca 40.078 CALCIUM	21 Sc 44.956 SCANDIUM	22 Ti 47.883 TITANIUM	23 V 50.942 VANADIUM	24 Cr 52.004 CHROMIUM	25 Mn 54.938 MANGANESE	26 Fe 55.845 IRON	27 Co 58.933 COBALT	28 Ni 58.693 NICKEL	29 Cu 63.546 COPPER	30 Zn 65.38 ZINC	31 Ga 69.723 GALLIUM	32 Ge 72.631 GERMANIUM	33 As 74.922 ARSENIC	34 Se 78.96 SELENIUM	35 Br 79.904 BROMINE	36 Kr 83.80 KRYPTON
37 Rb 85.468 RUBIDIUM	38 Sr 87.62 STRONTIUM	39 Y 88.906 YTTRIUM	40 Zr 91.224 ZIRCONIUM	41 Nb 92.906 NIOBIUM	42 Mo 95.94 MOLYBDENUM	43 Tc 98.906 TECHNETIUM	44 Ru 101.07 RUTHENIUM	45 Rh 101.07 RHODIUM	46 Pd 106.36 PALLADIUM	47 Ag 107.87 SILVER	48 Cd 112.41 CADMIUM	49 In 114.82 INDIUM	50 Sn 118.71 TIN	51 Sb 121.76 ANTIMONY	52 Te 127.60 TELLURIUM	53 I 126.91 IODINE	54 Xe 131.29 XENON
55 Cs 132.91 CESIUM	56 Ba 137.33 BARIUM	57-71 La-Lu LANTHANIDES	72 Hf 178.49 HAFNIUM	73 Ta 180.95 TANTALUM	74 W 183.85 TUNGSTEN	75 Re 186.21 RHENIUM	76 Os 190.23 OSMIUM	77 Ir 192.22 IRIDIUM	78 Pt 195.08 PLATINUM	79 Au 196.97 GOLD	80 Hg 200.59 MERCURY	81 Tl 204.38 THALLIUM	82 Pb 207.2 LEAD	83 Bi 208.98 BISMUTH	84 Po 209 POLONIUM	85 At 210 ASTATINE	86 Rn 222 RADON
87 Fr 223 FRANCIUM	88 Ra 226 RADIUM	89-103 Ac-Lr ACTINIDES	104 Rf 261 RUFORDIUM	105 Db 262 DUBNIUM	106 Sg 263 SEABORGIUM	107 Bh 264 BOHRIUM	108 Hs 265 HASSIUM	109 Mt 266 MEITNERIUM	110 Ds 271 DARMSTADTIUM	111 Rg 272 ROSGONIUM	112 Cn 277 COPECHEVNIUM	113 Uut 284 UNUNTRIUM	114 Uuq 285 UNUNQUADIUM	115 Uup 286 UNUNPENTIUM	116 Uuh 287 UNUNHEXTIUM	117 Uus 288 UNUNSEPTIUM	118 Uuo 294 UNUNOCTIUM
		57 La 138.91 LANTHANUM	58 Ce 140.12 CESIUM	59 Pr 140.91 PRASEODYMIUM	60 Nd 144.24 NEODYMIUM	61 Pm 145 PROMETHIUM	62 Sm 150.36 SAMARIUM	63 Eu 151.96 EUROPIUM	64 Gd 157.25 GADOLINIUM	65 Tb 158.93 TERBIUM	66 Dy 162.50 DYSPROSIUM	67 Ho 164.93 HOLMIUM	68 Er 167.26 ERBIUM	69 Tm 168.93 THULIUM	70 Yb 173.05 YTTERIUM	71 Lu 174.97 LUTETIUM	
		89 Ac 227 ACTINIUM	90 Th 232.04 THORIUM	91 Pa 231.04 PROTACTINIUM	92 U 238.03 URANIUM	93 Np 237 NEPTUNIUM	94 Pu 244 PLUTONIUM	95 Am 243 AMERICIUM	96 Cm 247 CURIUM	97 Bk 247 BERKELIUM	98 Cf 251 CALIFORNIUM	99 Es 252 EINSTEINIUM	100 Fm 257 FERMIUM	101 Md 258 MEISENERIUM	102 No 259 NOBELIUM	103 Lr 260 LAWRENCIUM	

For an introduction to the electronic organization of the periodic table (1a, 1c, 1d, 1f), see <http://www.youtube.com/watch?v=5MMWpeJ5dn4> (3:51).

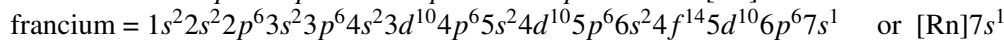
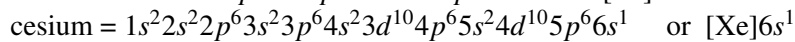
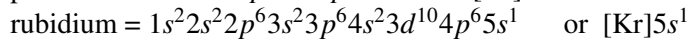
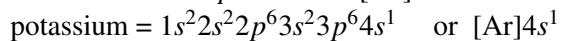
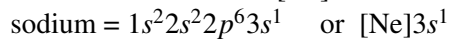
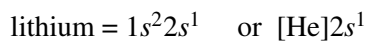


## MEDIA

Click image to the left for more content.

## Group 1A

The electron configuration codes for the elements in Group 1A are:



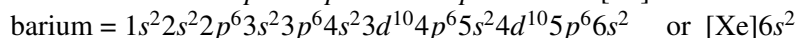
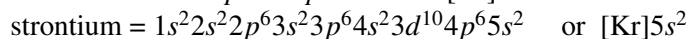
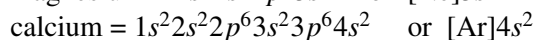
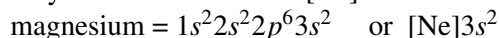
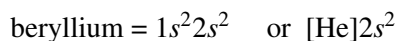
The fact that all 1A elements participate in similar chemistry despite having vastly different nuclear sizes further illustrates the fact that electrons, particularly valence electrons, are the primary contributors to chemical reactivity. The electron configuration for the outermost energy levels of the 1A elements is the same, with the only difference being the energy level involved. Each larger member of the family has its single  $s$  electron in the next larger principal energy level. As the atomic sizes in this family increase, the valence electrons are located further from the nucleus and are therefore easier to lose. Lithium reacts readily with water, sodium reacts violently with water, potassium reacts so violently that the hydrogen formed begins to burn, and rubidium explodes instantly in water. The differences in these chemical reactions are just a matter of degree. Each larger atom reacts in the same way as the one before, but it reacts faster. The speed and ease of reaction of elements is referred to as reactivity. The relative reactivity of

the elements in the 1A family (also called **alkali metals**) increases as the atoms become larger. Note that in the new labeling scheme, this group is labeled as Group 1.

All of the 1A elements have one valence electron and react in similar ways as the other members of the family – that's why they are a part of the same family. The 1A metals have similar electron configurations, which causes them to have similar chemistry. Although Mendeleev did not know about these elements had similar electron configurations, he recognized the similar chemistry and organized the periodic table based on this similar chemistry.

## Group 2A

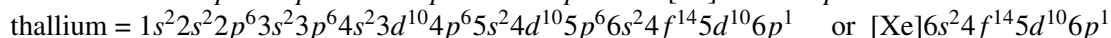
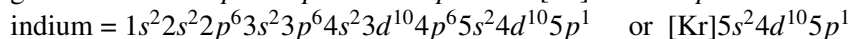
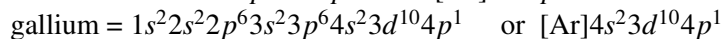
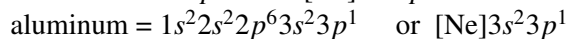
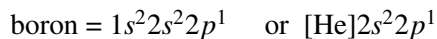
Here are the electron configuration codes for the first five elements in Group 2A:



All of the elements in this family have two valence electrons and have very similar chemistry. This group of metals is called the **alkali earth metals**. As with the 1A family, the elements in this family also increase in reactivity as the elements become larger and the valence electrons are held more loosely. In the new labeling conventions, this group is labeled as Group 2.

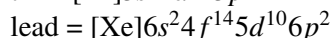
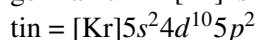
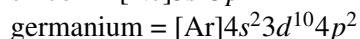
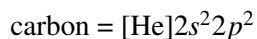
## Group 3A

The electron configurations of Group 3A (Group 3 according to new labeling conventions) show that all the members of this family have three valence electrons. The chemical behaviors of the elements in this family are similar to each other, but they are not as consistent from element to element as they are for other families of elements. Information in the following sections will explain why.

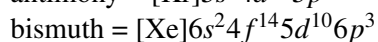
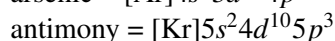
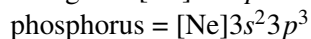
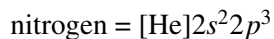


## Groups 4A through 8A

Group 4A (also known as Group 14) members have four valence electrons.



Group 5A (or Group 15) members have five valence electrons.



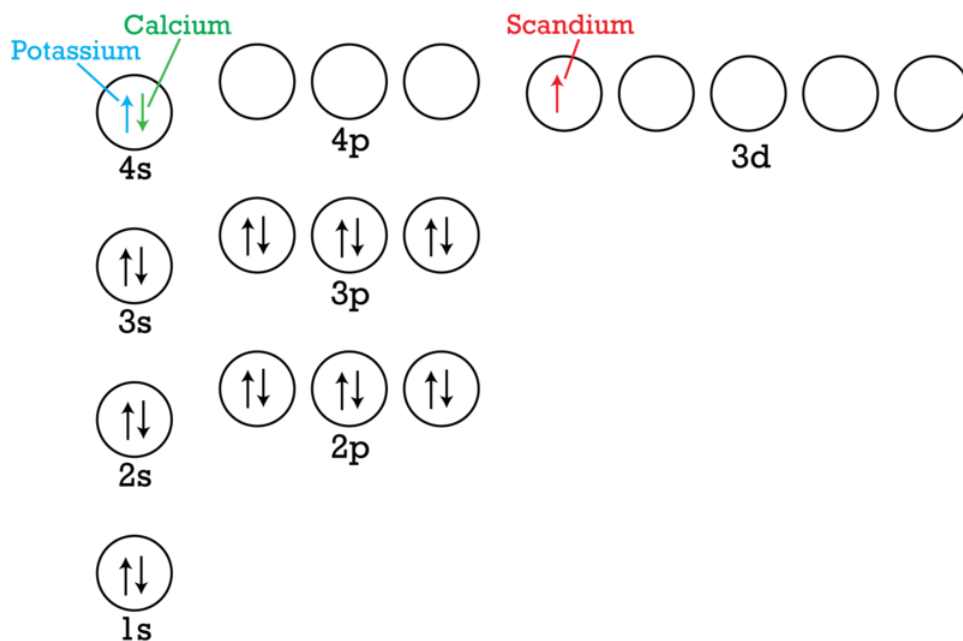
Instead of showing you the electron configurations for Groups 6A (or Group 16), 7A (or 17), and 8A (or 18), it would be good practice for you to practice writing the electron configurations for these families. When you finish writing them, check to make sure that the outer energy levels contain six valence electrons, seven valence electrons, and eight valence electrons for Groups 6A, 7A, and 8A, respectively. The group label provides a hint about the valence electrons: the number preceding the “A” is equal to the number of valence electrons for each atom in the group.

Groups 7A and 8A are also known by the names **halogens** and the **noble gases**, respectively. Groups 7A and 8A were two of the first families identified because the chemistry of their members are so similar to each other.

## Transition Elements

If you have been checking where the different groups that have been introduced so far are located on the periodic table, you may have noticed that there are a series of elements that are not part of Groups 1A – 8A (sometimes refer to as the main group). In some periodic tables, these groups of elements are in families called B groups, and in newer periodic tables, these groups are numbered 3 – 12.

Consider the fourth horizontal row in the periodic table. For potassium, the first element in this row, one electron resides in the 4s orbital. For calcium, a second electron is added to the 4s orbital. Beyond calcium, however, the pattern in which the electrons are added changes. Beginning with scandium, atomic number 21, the additional electrons do not enter the valence shell but instead enter the **d** sub-level of the third energy level ( $n = 3$ ), as illustrated below. The electron configuration for scandium is  $[\text{Ar}]4s^23d^1$ .

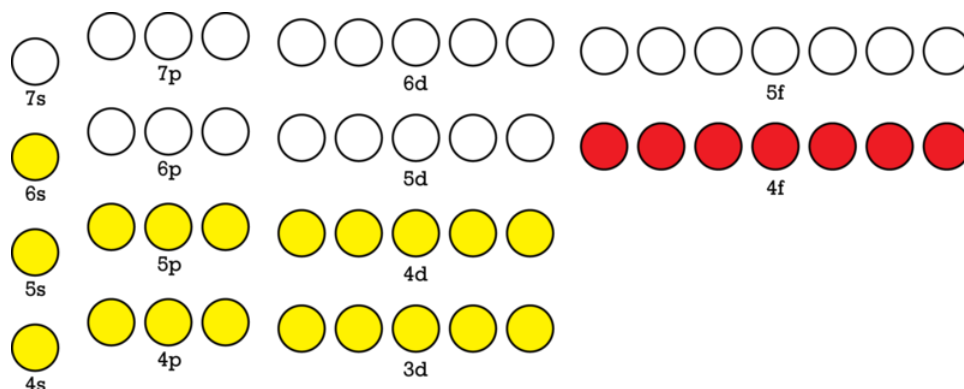


The ten elements formed by filling in the  $3d$  orbitals, as well as all other elements that have between 1 to 10 electrons in  $d$  orbitals, are called the **transition elements**. These elements, in general, differ from each other in the electron structure of the next-to-last energy level. For the most part, these elements have similar outer energy levels because they have two valence electrons. As a result, they have somewhat similar chemistry, even though they are not in the same vertical family.

---

## The Lanthanide and Actinide Series

There is still one more block of elements on the periodic table that has not been introduced. This block is usually placed below the periodic table and represents elements with electrons in the  $f$  orbitals. In the sixth horizontal row, the first electron goes into the  $6s$  orbital and produces the element cesium. The second electron fills the  $6s$  orbital producing the element barium. The next 14 electrons that are added then enter the  $4f$  orbitals (marked in red in the figure below).



This group of elements, atomic numbers 57 – 70, is called the **lanthanide series**. Elements with atomic numbers 89 – 102 are called the **actinide series**. As in the case of the transition elements, these elements have the electrons added to an inner energy level, rather than the valence shell. The number of valence electrons in these elements remains at 2 while the electrons enter and eventually fill the  $f$  orbitals. For some of the elements with more complicated electron configuration, this is a somewhat simplified way to generate the electron configurations. Due to the fact that outer orbitals, such as  $5f$  and  $6d$ , have increasingly similar energies, other factors can come into play and change the exact configuration of the lanthanides, actinides, and some transition metals.

---

## Sub-Level Filling Blocks on the Periodic Table

For Groups 1A and 2A, the last electron added enters an  $s$  orbital. For this reason, the 1A and 2A families make up an area on the periodic table known as the “ $s$  block.” In Groups 3A, 4A, 5A, 6A, 7A, and 8A, the last electron enters a  $p$  orbital. These six families of elements, therefore, make up an area called the “ $p$  block.” The various sub-level blocks, including the “ $d$  block” and “ $f$  block,” are indicated in the periodic table shown below.

**PERIODIC TABLE OF ELEMENTS**

The periodic table is organized into four main blocks:

- S Block:** Elements in groups 1 and 2 (Li, Be, Na, Mg, K, Ca, Rb, Sr, Cs, Ba, Fr, Ra).
- D Block:** Transition metals in groups 3-10 (Sc, Ti, V, Cr, Mn, Fe, Co, Ni, Cu, Zn, Ga, Ge, As, Se, Br, Kr, Rb, Sr, Y, Zr, Nb, Mo, Tc, Ru, Rh, Pd, Ag, Cd, In, Sn, Sb, Te, I, Xe, La-Lu, Hf, Ta, W, Re, Os, Ir, Pt, Au, Hg, Tl, Pb, Bi, Po, At, Rn, Ac-Lr, Rf, Db, Sg, Bh, Hs, Mt, Ds, Rg, Cn, Uut, Uuq, Uup, Uuh, Uus, Uuo).
- P Block:** Elements in groups 13-18 (B, C, N, O, F, Ne, Al, Si, P, S, Cl, Ar, Ga, Ge, As, Se, Br, Kr, In, Sn, Sb, Te, I, Xe, Tl, Pb, Bi, Po, At, Rn, Uut, Uuq, Uup, Uuh, Uus, Uuo).
- F Block:** Lanthanides (La-Lu) and Actinides (Ac-Lr).

Even though the periodic table was organized according to the chemical behavior of the elements, you can now see that the shape and design of the table is a perfect reflection of the electron configuration of the atoms. This is because the chemical behavior of the elements is also dictated by the electron configuration of the atoms.

## Periods of the Periodic Table

In addition to providing information about the electron configuration, an element's position on the periodic table can also be used to figure out the energy level of the element's valence electrons. Let's try to figure out what we can learn from an element's period in the periodic table. A **period** is a horizontal row of elements on the periodic table. The figure below shows how the different rows in the periodic table are numbered.



	1						18	
	1A						8A	
ROW 1	1 <b>H</b> [1.00784; 1.00811] HYDROGEN	2	13	14	15	16	17	2 <b>He</b> 4.0026 HELIUM
		2A	3A	4A	5A	6A	7A	
ROW 2	3 <b>Li</b> [6.938; 6.997] LITHIUM	4 <b>Be</b> 9.0122 BERYLLIUM	5 <b>B</b> [10.806; 10.821] BORON	6 <b>C</b> [12.0096; 12.0116] CARBON	7 <b>N</b> [14.00543; 14.00728] NITROGEN	8 <b>O</b> [15.99903; 15.99977] OXYGEN	9 <b>F</b> 18.998 FLUORINE	10 <b>Ne</b> 20.180 NEON
ROW 3	11 <b>Na</b> 22.990 SODIUM	12 <b>Mg</b> 24.305 MAGNESIUM	13 <b>Al</b> 26.982 ALUMINUM	14 <b>Si</b> [28.084; 28.086] SILICON	15 <b>P</b> 30.974 PHOSPHORUS	16 <b>S</b> [32.059; 32.076] SULFUR	17 <b>Cl</b> [35.446; 35.457] CHLORINE	18 <b>Ar</b> 39.948 ARGON
ROW 4	19 <b>K</b> 39.098 POTASSIUM	20 <b>Ca</b> 40.078 CALCIUM	31 <b>Ga</b> 69.723 GALLIUM	32 <b>Ge</b> 69.723 GERMANIUM	33 <b>As</b> 74.922 ARSENIC	34 <b>Se</b> 78.963 SELENIUM	35 <b>Br</b> 79.904 BROMINE	36 <b>Kr</b> 83.801 KRYPTON
ROW 5	37 <b>Rb</b> 85.468 RUBIDIUM	38 <b>Sr</b> 87.62 STRONTIUM	49 <b>In</b> 114.818 INDIUM	50 <b>Sn</b> 114.818 TIN	51 <b>Sb</b> 121.760 ANTIMONY	52 <b>Te</b> 127.603 TELLURIUM	53 <b>I</b> 126.904 IODINE	54 <b>Xe</b> 131.292 XENON
ROW 6	55 <b>Cs</b> 132.905 CESIUM	56 <b>Ba</b> 137.327 BARIUM	81 <b>Tl</b> [204.382; 204.385] THALLIUM	82 <b>Pb</b> 204.383 LEAD	83 <b>Bi</b> 208.980 BISMUTH	84 <b>Po</b> 208.982 POLONIUM	85 <b>At</b> 209.987 ASTATINE	86 <b>Rn</b> 222.018 RADON
ROW 7	87 <b>Fr</b> 223.020 FRANCIUM	88 <b>Ra</b> 226.0254 RADIUM	113 <b>Uut</b> 284 UNUNTRIUM	114 <b>Uuq</b> 284 UNUNQUADIUM	115 <b>Uup</b> 288 UNUNPENTIUM	116 <b>Uuh</b> 292 UNUNHEXIUM	117 <b>Uus</b> 294 UNUNSEPTIUM	118 <b>Uuo</b> 294 UNUNOCTIUM

To understand what this means in terms of an element's electron configuration, let's consider the Group 1A metals. If we write the electron configuration for the Group 1A metal from each row of the Periodic Table, we have:

row	element	electron configuration
2	Li	$1s^2 2s^1$
3	Na	$1s^2 2s^2 2p^6 3s^1$
4	K	$1s^2 2s^2 2p^6 3s^2 3p^6 4s^1$
5	Rb	$1s^2 2s^2 2p^6 3s^2 3p^6 4s^2 3d^{10} 4p^6 5s^1$
6	Cs	$1s^2 2s^2 2p^6 3s^2 3p^6 4s^2 3d^{10} 4p^6 5s^2 4d^{10} 5p^6 6s^1$
7	Fr	$1s^2 2s^2 2p^6 3s^2 3p^6 4s^2 3d^{10} 4p^6 5s^2 4d^{10} 5p^6 6s^2 4f^{14} 5d^{10} 6p^6 7s^1$

Do you see any patterns? For Group 1A metals, it seems that element's row corresponds to the energy level of that element's valence electron. Lithium (Li), for instance, is found in row 2 of the periodic table, and its valence electron is found in the  $n = 2$  energy level. Cesium (Cs) is found in row 6 of the periodic table, and its valence electron is found in the  $n = 6$  energy level. Now consider the Group 2A metals:

row	element	electron configuration
2	Be	$1s^2 2s^2$
3	Mg	$1s^2 2s^2 2p^6 3s^2$
4	Ca	$1s^2 2s^2 2p^6 3s^2 3p^6 4s^2$
5	Sr	$1s^2 2s^2 2p^6 3s^2 3p^6 4s^2 3d^{10} 4p^6 5s^2$
6	Ba	$1s^2 2s^2 2p^6 3s^2 3p^6 4s^2 3d^{10} 4p^6 5s^2 4d^{10} 5p^6 6s^2$
7	Ra	$1s^2 2s^2 2p^6 3s^2 3p^6 4s^2 3d^{10} 4p^6 5s^2 4d^{10} 5p^6 6s^2 4f^{14} 5d^{10} 6p^6 7s^2$

For Group 2A metals, the same rule applies. Magnesium (Mg) is found in row 3 of the periodic table, and its valence electrons are found in the  $n = 3$  energy level. Similarly, radium (Ra) is found in row 7 of the periodic table, and its valence electrons are found in the  $n = 7$  energy level.

Consider the electron configurations for the Group 3A elements in each row:

row	element	electron configuration
2	B	$1s^2 2s^2 2p^1$
3	Al	$1s^2 2s^2 2p^6 3s^2 3p^1$
4	Ga	$1s^2 2s^2 2p^6 3s^2 3p^6 4s^2 3d^{10} 4p^1$
5	In	$1s^2 2s^2 2p^6 3s^2 3p^6 4s^2 3d^{10} 4p^6 5s^2 4d^{10} 5p^1$
6	Tl	$1s^2 2s^2 2p^6 3s^2 3p^6 4s^2 3d^{10} 4p^6 5s^2 4d^{10} 5p^6 6s^2 5d^{10} 6p^1$

Even though the valence electrons in Group 3A elements are found in both **s** and **p** orbitals, it turns out that an element's row still corresponds to the energy level of that element's valence electrons. For example, gallium (Ga) is found in row **4** of the periodic table, and its valence electrons are found in the  $n = 4$  energy level. Likewise, thallium (Tl) is found in row **6** of the periodic table, and its valence electrons are found in the  $n = 6$  energy level.

Let's consider one last example by examining the electron configurations for the Group 7A elements:

row	element	electron configuration
2	F	$1s^2 2s^2 2p^5$
3	Cl	$1s^2 2s^2 2p^6 3s^2 3p^5$
4	Br	$1s^2 2s^2 2p^6 3s^2 3p^6 4s^2 3d^{10} 4p^5$
5	I	$1s^2 2s^2 2p^6 3s^2 3p^6 4s^2 3d^{10} 4p^6 5s^2 4d^{10} 5p^5$
6	At	$1s^2 2s^2 2p^6 3s^2 3p^6 4s^2 3d^{10} 4p^6 5s^2 4d^{10} 5p^6 6s^2 5d^{10} 6p^5$

Once again, it turns out that an element's period can be used to determine the energy level of that element's valence electrons. Chlorine (Cl), for instance, is found in row **3** of the periodic table, and its valence electrons are found in the  $n = 3$  energy level. Similarly, iodine (I) is found in row 5 of the periodic table, and its valence electrons are found in the  $n = 5$  energy level.

Note, however, that determining the energy level of an element's valence electrons by using the element's row number works only for Groups 1A – 8A. This rule *does not* apply to Groups 1B – 8B (also known as Groups 3 – 12) or to lanthanides and actinides. The elements in these groups behave differently and do not obey the same rules as the Group 1A – 8A elements in terms of valence electrons and valence electron energy levels.

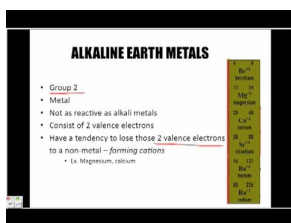
You may have noticed that the first row has not been mentioned at all. In all of the examples considered, only the elements starting from the second row were considered. The first row in the periodic table is a “special row” for several reasons. To begin with, the first row only contains hydrogen and helium. Can you figure out why there are only two elements in the first row?

Recall that an element's period number corresponds to the energy level of that element's valence electrons. Therefore, the first row must contain elements with valence electrons in the  $n = 1$  energy level. In the  $n = 1$  energy level, there is only one orbital: the  $1s$  orbital. Hydrogen (electron configuration  $1s^1$ ) has one valence electron in the  $1s$  orbital, and helium (electron configuration  $1s^2$ ) has two valence electrons in the  $1s$  orbital. Since it is impossible to fit more than two electrons into the  $1s$  orbital, atoms with a total of three or more electrons must have valence electrons in an energy level with  $n = 2$  or greater. Atoms with a total of three or more electrons do not belong in the first row of the periodic table.

The first row is also special because its elements have special properties. Hydrogen, for example, is not a metal like the rest of the Group 1A elements. Instead, hydrogen atoms react with each other and form hydrogen gas,  $H_2$ . Hydrogen is different from the other Group 1A elements, so the chemical properties of hydrogen cannot be compared with the chemical properties of the other elements in Group 1A.

The second element in the first row, helium, is also a special atom. Helium is noticeably placed away from hydrogen at the far right-hand side of the periodic table. Helium's placement reflects its special chemical properties. While helium only has two valence electrons when the rest of the Group 8A elements have eight, helium is grouped with the 8A family because helium's chemical behavior is similar to the chemical behaviors of the other noble gases. This is because helium and the other noble gases all have a completed outer energy shell, even though the number of valence electrons is different.

This video describes the organization and family properties within the periodic table (**1b, 1c, 1f**): <http://www.youtube.com/watch?v=rD0maRGQhU8> (4:45).



## MEDIA

Click image to the left for more content.

## Lesson Summary

- The vertical columns on the periodic table are called groups or families because the elements in the column exhibit similar chemical behaviors.
- The groups on the periodic table also have similar electron configurations.
- The electron configuration in the outer energy level of the atoms in a family is the same, with the only difference in the electron configurations being the number of the outer energy level.
- All the members of a family of elements have the same number of valence electrons.
- The blocks of elements in the periodic table correspond to the sub-level in which the last electrons are being added.
- The horizontal rows on the periodic table are called periods.
- You can predict the energy level of an element's valence electrons using the element's period number in the periodic table.
- For the elements in Groups 1A, 2A, 3A, 4A, 5A, 6A, 7A, and 8A, the period in which an element is found corresponds to the energy level of that element's valence electrons.

## Further Reading / Supplemental Links

This website provides a dynamic periodic table that also provides information about the orbitals and electron configurations of the elements.

- <http://www.dayah.com/periodic>
- A video on electron configuration and the periodic table.
  - <http://video.yahoo.com/watch/193832/925988>

This website reviews the different groups in the periodic table.

- <http://www.chemtutor.com/perich.htm>

This video is a ChemStudy film called “Transuranium Elements.” The film is somewhat dated but the information is accurate.

- <http://www.youtube.com/watch?v=SpQSEN1n4HE>

This video is a ChemStudy film called “Inert Gas Compounds.” The film is somewhat dated but the information is accurate.

- <http://www.youtube.com/watch?v=QASDy4bLQxs>

---

## Review Questions

1. The horizontal rows in the periodic table are called \_\_\_\_\_.
2. The vertical columns in the periodic table are called \_\_\_\_\_.
3. Elements in a \_\_\_\_\_ have similar chemical properties.
  - a. period
  - b. family
  - c. both a and b
  - d. neither a nor b
4. Which of the following elements is in the same family as fluorine?
  - a. silicon
  - b. antimony
  - c. iodine
  - d. arsenic
  - e. None of these.
5. Which of the following is a noble gas?
  - a. polonium
  - b. astatine
  - c. krypton
  - d. hydrogen
  - e. francium
6. Name the period (horizontal row) and the sub-level (*s*, *p*, *d*, *f*) of the valence electrons for the following elements. Then indicate the number of valence electrons for that element.
  - a. hydrogen
  - b. carbon
  - c. sulfur
  - d. barium
  - e. iodine
7. Of the s-block, p-block, d-block, and f-block of elements, which block contains most of the nonmetals?
8. Why are there no transition elements in periods 1 and 2?
9. Why do many of the transition elements have similar chemistry?
10. Use the periodic table to determine the energy level and sub-level of the highest energy electrons in each of the following elements:
  - a. N
  - b. Ca
  - c. Rb
  - d. P
  - e. In
11. Decide whether each of the following statements is true or false.
  - a. Li has valence electrons in the  $n = 1$  energy level.
  - b. Si has valence electrons in the  $n = 3$  energy level.
  - c. Ga has valence electrons in the  $n = 3$  energy level.
  - d. Xe has valence electrons in the  $n = 5$  energy level.
  - e. P has valence electrons in the  $n = 2$  energy level.

All images, unless otherwise stated, are created by the CK-12 Foundation and are under the Creative Commons license CC-BY-NC-SA.