

Chemical Equations

Ck12 Science

Say Thanks to the Authors

Click <http://www.ck12.org/saythanks>

(No sign in required)



To access a customizable version of this book, as well as other interactive content, visit www.ck12.org

CK-12 Foundation is a non-profit organization with a mission to reduce the cost of textbook materials for the K-12 market both in the U.S. and worldwide. Using an open-content, web-based collaborative model termed the **FlexBook®**, CK-12 intends to pioneer the generation and distribution of high-quality educational content that will serve both as core text as well as provide an adaptive environment for learning, powered through the **FlexBook Platform®**.

Copyright © 2014 CK-12 Foundation, www.ck12.org

The names “CK-12” and “CK12” and associated logos and the terms “**FlexBook®**” and “**FlexBook Platform®**” (collectively “CK-12 Marks”) are trademarks and service marks of CK-12 Foundation and are protected by federal, state, and international laws.

Any form of reproduction of this book in any format or medium, in whole or in sections must include the referral attribution link <http://www.ck12.org/saythanks> (placed in a visible location) in addition to the following terms.

Except as otherwise noted, all CK-12 Content (including CK-12 Curriculum Material) is made available to Users in accordance with the Creative Commons Attribution-Non-Commercial 3.0 Unported (CC BY-NC 3.0) License (<http://creativecommons.org/licenses/by-nc/3.0/>), as amended and updated by Creative Commons from time to time (the “CC License”), which is incorporated herein by this reference.

Complete terms can be found at <http://www.ck12.org/terms>.

Printed: December 24, 2014

flexbook
next generation textbooks



CHAPTER

1

Chemical Equations

- Describe the symbols used in a chemical equation.

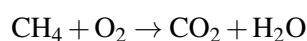


How do you make Shrimp gumbo?

Shrimp gumbo is one of many enjoyable dishes that are part of the Cajun culture in Louisiana. It's a spicy dish that needs careful control of all the ingredients so that it has a "kick", but is not overwhelming. Recipes tell not only what is in the preparation, but describes how much of each ingredient and details of how to cook the meal. Similarly, We need this type of information in order to carry out chemical reactions successfully and safely.

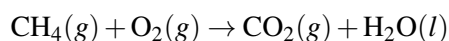
Chemical Equations

Word equations are time-consuming to write and do not prove to be convenient for many of the things that chemists need to do with equations. A **chemical equation** is a representation of a chemical reaction that displays the reactants and products with chemical formulas. The chemical equation for the reaction of methane with oxygen is shown:



The equation above, called a **skeleton equation**, is an equation that shows only the formulas of the reactants and products with nothing to indicate the relative amounts. The first step in writing an accurate chemical equation is to write the skeleton equation, making sure that the formulas of all substances involved are written correctly. All reactants are written to the left of the yield arrow, separated from one another by a plus sign. Likewise, products are written to the right of the yield arrow, also separated with a plus sign.

It is often important to know the physical states of the reactants and products taking part in a reaction. To do this, put the appropriate symbol in parentheses after each formula: *(s)* for solid, *(l)* for liquid, *(g)* for gas, and *(aq)* for an aqueous (water-based) solution. The previous reaction becomes:



The **Table 1.1** shows a listing of symbols used in chemical equations. Some, such as the double arrow which represents equilibrium, and the use of a catalyst in a reaction, will be treated in detail in other concepts.

TABLE 1.1: Symbols Used in Chemical Equations

Symbol	Description
+	Used to separate multiple reactants or products
→	yield sign; separates reactants from products
⇌	replaces the yield sign for reversible reactions that reach equilibrium
(s)	reactant or product in the solid state
(l)	reactant or product in the liquid state
(g)	reactant or product in the gas state
(aq)	reactant or product in an aqueous solution (dissolved in water)
\xrightarrow{Pt}	formula written above the arrow is used as a catalyst in the reaction
$\xrightarrow{\Delta}$	triangle indicates that the reaction is being heated

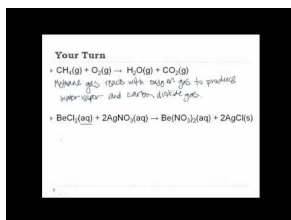
Summary

- A chemical equation is described.
- Symbols used in chemical equations are described and explained.

Practice

Questions

Watch the video at the link below and do the examples seen in the video:



MEDIA

Click image to the left or use the URL below.

URL: <http://www.ck12.org/flx/render/embeddedobject/63162>

http://www.youtube.com/watch?v=lSoRj_iBwYc

Review

Questions

1. What does a skeleton equation tell you?
2. Why would you want to know the physical state of materials?
3. What does the symbol \rightarrow mean?
4. If I see Δ over the arrow, what will I do?

- **chemical equation:** A representation of a chemical reaction that displays the reactants and products with chemical formulas
- **skeleton equation:** An equation that shows only the formulas of the reactants and products with nothing to indicate the relative amounts.

References

1. jons2 at pdphoto.org. http://commons.wikimedia.org/wiki/File:Shrimp_gumbo.jpg .