

Significant Zeros


Which zeros are significant in a measurement, and which are simply important?

Why?


When working with measurements, it is important to know which digits in the measurement are significant and which are not. Non-zero digits are always significant. However, zeros can be tricky; some are significant, others are not. This activity will help you learn the rules for determining whether a zero digit is significant or not.

Model 1 – Mass of Rocks


Sample A



Econo-Balance



Good Balance




Balance Pro




Exacto-Balance


Sample B




Econo-Balance



Good Balance



Balance Pro



Exacto-Balance

1. For each balance in Model 1, circle the phrase below that best describes how closely the mass can be determined with that balance.

Econo-Balance	rounded to the nearest 100 g	rounded to the nearest 10 g	rounded to the nearest 1 g	rounded to the nearest 0.1 g
Good Balance	rounded to the nearest 100 g	rounded to the nearest 10 g	rounded to the nearest 1 g	rounded to the nearest 0.1 g
Balance Pro	rounded to the nearest 100 g	rounded to the nearest 10 g	rounded to the nearest 1 g	rounded to the nearest 0.1 g
Exacto-Balance	rounded to the nearest 100 g	rounded to the nearest 10 g	rounded to the nearest 1 g	rounded to the nearest 0.1 g

2. Which of the four balances in Model 1 is the best quality instrument? Explain.

3. Rock C is placed on the Econo-Balance. The balance reads 200 g.
- Does rock C have a mass larger, smaller or the same as sample A, or is it impossible to tell? Explain your reasoning.
 - Does rock C have a mass larger, smaller or the same as rock B, or is it impossible to tell? Explain your reasoning.



4. The mass of rock C is then measured using the other three balances. The results are shown below.

Econo-Balance	200 g	Balance Pro	177 g
Good Balance	180 g	Exacto-Balance	177.0 g

- Based on this additional information, does rock C have a mass larger, smaller or the same as rock B, or is it impossible to tell? Explain your reasoning.
- Explain why the zero in the Exacto-Balance reading provides important information about the mass of rock C, but the zero in the Good Balance reading does not.




Model 2 – Mass of Pebbles


Pebble A



Balance Pro




Centi-Balance




Super Balance


Pebble B



Balance Pro



Centi-Balance



Super Balance

5. For each balance in Model 2, write a phrase to describe how closely the mass of an object can be determined using that balance. The first one is done for you.

Balance Pro: Rounded to the nearest 1 gram.

Centi-Balance:

Super Balance:

6. Pebble A and pebble B both have a mass of 0 g on the Balance Pro in Model 2. Do these pebbles really have no mass? If no, explain why the balance has this reading.

7. Which balance is sensitive enough to determine if pebble A has a mass larger or smaller than pebble B?



8. The mass reading of pebble B from the Super Balance is 0.020 g. This value is very close, but different than, the mass reading for pebble A on that same balance. Determine which of the three zeros in the mass reading for pebble B is the most significant in terms of determining whether pebble B has a different mass than pebble A, and circle the zero below.

Mass pebble B = 0.020 g



Model 3 – Types of Zeros

200 g	180 g	140 g	100 g	} Placeholder Zeros
0.02 g	0.016 g			
0.02 <u>0</u> g	177. <u>0</u> g	143. <u>0</u> g		Significant Zeros (underlined)

- Model 3 shows several of the measurements from Model 1 and Model 2. The zeros in those measurements are categorized into two types. List the two types.
- Consider the term “placeholder” as it is used in the English language. Discuss two examples of this term in your group, and summarize them here.
- Describe the two types of placeholder zeros shown in Model 3.
- If you removed a placeholder zero from a number, would the numeric value of the number change?
- Describe the location of significant zeros in a number relative to the decimal point.
- If you removed a significant zero from the end of a number, would the numeric value of the number change?

Read This!

Placeholder zeros are very important—they help put the decimal point in the correct spot. However, they are *not* significant when it comes to the certainty of a measurement. In other words, placeholder zeros cannot be a certain or estimated digit in a measurement. They may show up in calculations however. For example, if you convert 29.3 m to 29,300 mm, the zeros that you add to the measurement were not read from the measuring instrument.

15. Determine if the zeros in the measurements below are significant or not. If a zero is significant, underline it.
- a. 650 m b. 42.0 s c. 7000 L
- d. 3.000 kg e. 0.008 mL f. 0.00560 cm
16. Here are five rules for determining which digits in a measurement are significant. Match each rule to a set of examples in the table below. The significant digits in each example are underlined.
- Rule 1: All non-zero numbers are significant.

Rule 2: Sandwiched zeros (those that occur between two significant digits) are significant.

Rule 3: Zeros that are only placeholders for a decimal are not significant.

Rule 4: Zeros at the end of a number that also contains a decimal are significant.

Rule 5: Exact numbers (no doubt or uncertainty in the value) may be thought of as having an *infinite* number of significant digits. These include numbers that were counted or are defined values (*i.e.*, conversion factors).

Set A <u>105</u> cm, <u>0.402</u> g, <u>4003.7</u> mL, <u>10.0</u> s	Set B <u>6300</u> mL, <u>400</u> m, <u>0.004</u> g, <u>0.097</u> kg	Set C <u>30.40</u> m, <u>1.620</u> s, <u>0.0400</u> L
Set D <u>589</u> s, <u>45</u> kg, <u>5.68</u> g, <u>0.452</u> L	Set E 1 dozen = <u>12</u> 1 m = <u>100</u> cm <u>29</u> students on a bus	



17. In the measurements below, the significant digits are underlined. Determine the rule(s) that were used to decide which digits were significant, and which were not significant.
- a. 0.420 g b. 2100 g c. 51.0 m
- d. 590 students e. 5,200.0 g f. 6020 mg
18. Underline all of the significant digits in the following values.
- a. 94,000 m b. 7200 apples c. 0.004380 g
- d. 400.0 kg e. 80,050 s f. 1000 g = 1 kg



Extension Questions

Model 4 – Scientific Notation (Significant digits are underlined.)

A. $\underline{3} \times 10^4 \text{ m} = \underline{30,000} \text{ m}$
 $\underline{3.00} \times 10^4 \text{ m} = \underline{30,000} \text{ m}$

B. $\underline{7} \times 10^{-3} \text{ kg} = 0.00\underline{7} \text{ kg}$
 $\underline{7.00} \times 10^{-3} \text{ kg} = 0.00\underline{700} \text{ kg}$

C. $\underline{4.1} \times 10^4 \text{ m} = \underline{41,000} \text{ m}$
 $\underline{4.10} \times 10^4 \text{ m} = \underline{41,000} \text{ m}$

D. $\underline{9.42} \times 10^{-3} \text{ kg} = 0.00\underline{942} \text{ kg}$
 $\underline{9.420} \times 10^{-3} \text{ kg} = 0.00\underline{9420} \text{ kg}$

19. The measurements in Model 4 are written in both scientific notation and expanded notation.

Copy one example of each below.

Scientific notation

Expanded notation

20. Refer to the two measurements in set A of Model 4.

a. Do the two measurements have the same numeric value?

b. Were the two measurements made using the same instrument? Explain.

21. Look at all of the measurements in Model 4. When a number in scientific notation is changed to expanded notation, are any of the added zeros significant? Give two examples to support your answer.

22. When a number in scientific notation contains a significant zero, is that zero also significant in the expanded notation? Give two examples to support your answer.

23. Write each of the measurements below in expanded notation and underline the significant digits.

a. $5.0780 \times 10^6 \text{ g} =$

b. $4.800 \times 10^{-4} \text{ L} =$

c. $0.7200 \times 10^4 \text{ mm} =$

d. $3700 \times 10^{-3} \text{ cm} =$